




**PREMIUM TECHNOLOGY FOR SUPERB QUALITY**  
**FONA Art Plus & Art Plus C**

# FONA Art Plus & FONA Art Plus C

## PREMIUM TECHNOLOGY FOR SUPERB QUALITY

FONA Art Plus is an advanced digital panoramic system with latest premium CdTe-CMOS sensor technology. It combines extraordinary image quality, sharpness and contrast with advanced diagnostic tools. Due to the special sensor technology, and continuous autofocus function, FONA Art Plus always delivers properly focused images, in both Pan and Pan Ceph version.

**CdTe-CMOS Sensor**



X-rays


CdTe-CMOS Sensor  
(X-ray directly converted to electrical signal)

Electric Circuit

Sharp Image

**Premium Art Plus technology**  
Direct conversion of X-rays to electrical signals increases the image clarity and contrast while reducing the readout time and dose.

**CCD/CMOS Sensor**



X-rays

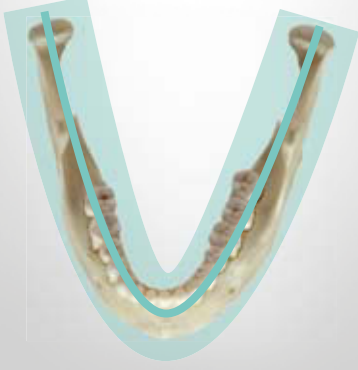
Phosphor Screen  
(X-ray converted to light)

Optical lens  
(Light converted to a digital signal)

Electric Circuit


Image

**Traditional technology**  
Traditional acquisition uses conversion of X-rays to light before detection, causing some information loss, blurring and readout delays.




**Wide focal zone up to 30 mm**  
Due to patented algorithms, the focal zone is up to 30 mm wide, instead of traditional 4 mm. Your region of interest will always be in focus.

**Latest sensor and autofocus technology for the best image quality**



**Only 2 steps to go**  
Simply select program (7 Pan or 3 Ceph) and patient size (4 options). All exposure settings will be set automatically. Presets can also be adjusted manually.



**Single sensor for both applications**  
Get the best quality panoramic and cephalometric images. Just click the sensor to the position where you need it.

### EASY TO OPERATE

Intuitive and fast setting of the exposure program with just 2 clicks.

### EXCELLENT IMAGE QUALITY

Latest direct conversion technology for high resolution, extraordinary sharpness, clarity and lower dose.

### CONTINUOUS AUTOFOCUS

No more blurred images and additional exposures – the region of interest is always in focus.



# Every dental solution you need, FONA

We are an established global dental equipment company. Through decades of experience and deep understanding of the dental profession, we deliver complete, reliable and accessible solutions. Regardless of country or specialisation, every dentist can find a fitting solution in FONA today. As our knowledge and expertise grow, so does our range. Our international team is constantly on the move, meeting partners and dentists, so we can understand their needs and develop products that support and enhance their daily work.

## Complete portfolio of reliable dental technology

### DIGITAL DENTISTRY



Chairside CAD/CAM



Extraoral Imaging



Intraoral Imaging

### TRADITIONAL DENTISTRY



Treatment Centers



Instruments and Laser



Hygiene

## Based in Europe, available worldwide

### HEADQUARTERS

- Bratislava, Slovakia

### MANUFACTURING

- Bensheim, Germany
- Assago, Italy
- Guangzhou, China
- Risskov, Denmark
- New York, USA



Copyright FONA Dental, s.r.o., All rights reserved, Subject to technical changes and errors in text, FLY003, v2, ENG, 201702



### HEADQUARTERS:

FONA Dental s.r.o.  
Ševčenkova 34  
SK - 85101 Bratislava  
Slovak Republic  
info@fonadental.com  
[www.fonadental.com](http://www.fonadental.com)

Dealer: